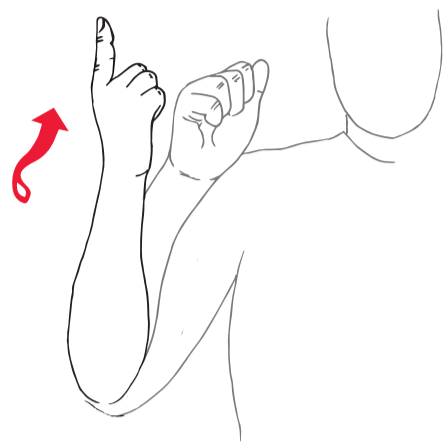


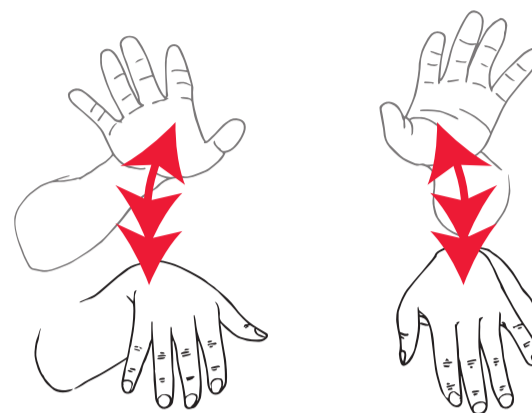
SIGN LANGUAGE

FOR THE CLASSROOM



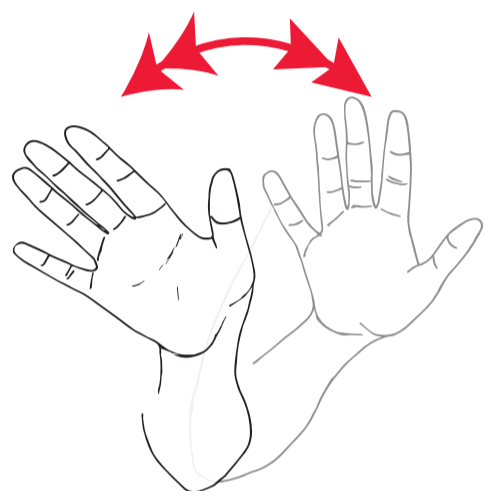
1. Right hand makes fist by right side of head.
2. Point index finger upward while turning hand.

Understand




1. Extend both hands out at chest level with palms facing down.
2. Move hands downwards twice.

Slow down



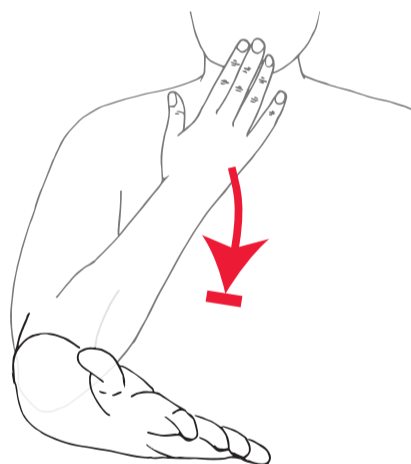
1. Extend right hand out at chest level.
2. Face palm forward and move from left to right twice.

No



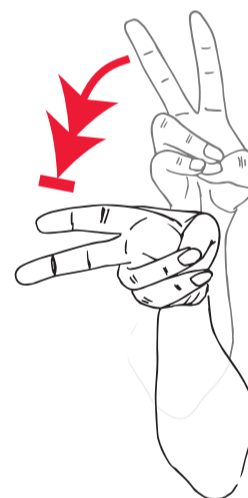
1. Right fist held up from bent elbow at chest level.
2. Tilt fist down twice.

Yes



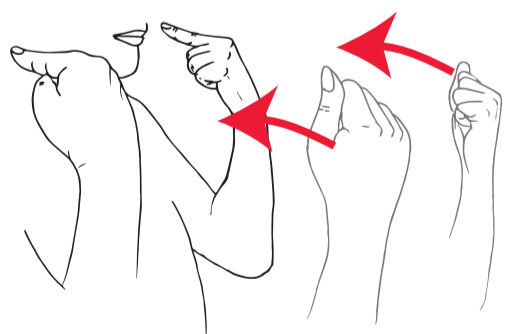
1. Bring right hand to chin.
2. Extend right hand out at chest level with palm open and facing up.

Thank you



1. Right hand index and middle finger extended, the remaining fingers are clenched.
2. Tilt hand to the right twice.

Again



1. Hold both fists on either side of face.
2. Turn fists and point index fingers over your shoulders.

Don't Understand



1. Right hand raised to right hand side of head. Palm facing forward with fingers loosely bent.
2. Close hand to form a fist.

Remember

Learn more: nfd.org.nz

For more signs visit: www.nzsl.nz



NATIONAL FOUNDATION FOR
Deaf & Hard of Hearing